



## VIRTUAL CHOIR: PREPARING YOUR CHOIR TO RECORD

### Q and A

To ask the presenter a question, you will type that in the Q and A box.

### CHAT


Click the chat box and select **“chat to all panelists and attendees”** from the dropdown menu.

### RECORDING

You will receive a recording of this webinar including a scrollable chat box.

### TOO MUCH?

If the chat and/or Q and A interactions are too distracting, just close them.



**WORSHIP**  
DESIGN STUDIO  
WDS






September 8 - 25

# VIRTUAL CHOIR: WEBINAR SERIES

Connecting Through Song - Getting Started - Recording Lead Tracks - Preparing Your Choir - Garage Band - Audacity - Movavi - Soundtrap & Upbeat Music - DaVinci Resolve



**WORSHIP**  
DESIGN STUDIO  
WDS



THIS WEBINAR IS PRODUCED BY


# Practical Resources for Churches



PRC is a non-profit  
ecumenical resource  
center offering consultants,  
workshops, webinars, and  
resources to congregations  
and individuals.

## SUBSCRIBERS

Central Atlantic UCC Conference  
New York UCC Conference  
North Carolina Synod, ELCA  
Northeastern Christian Church (DoC)  
Presbytery of Long Island  
Presbytery of Susquehanna Valley  
Southern New England UCC Conference  
**And individuals like you!**



**WORSHIP**  
DESIGN STUDIO  
WDS

[www.worshipdesignstudio.com/reboot](http://www.worshipdesignstudio.com/reboot)



[www.worshipdesignstudio.com/believe](http://www.worshipdesignstudio.com/believe)

[www.worshipdesignstudio.com/carol2020](http://www.worshipdesignstudio.com/carol2020)

# Intro

## 1. About Me

- a. [sttstephen.com/video](http://sttstephen.com/video)

## 2. What's the big picture idea?

- a. You listen to something and record your part along
- b. What's different from the normal method of singing in choir?
  - i. No other singers to listen to for pitch and timing
  - ii. No real-time feedback from the conductor or accompanist
  - iii. Ambience is missing

## 3. Process

- a. Recording device - Why is a phone appropriate?
- b. Playback device - Backing track - why is it necessary?
- c. Single-device approaches to be covered at the end

# How to Record (Part 1)

- Setting up phone to record
  - Camera App
  - Distance / Framing
  - Landscape or Portrait?
- Second device for backing tracks
  - Headphones needed
  - Backing track volume, one ear in
- Order of recording / playback
- Time before & after

# How to Record (Part 2)

- Setting yourself up for success
  - Review / multiple takes
  - Posture
  - Lighting / background
  - Sound environment
  - Placement of the phone (don't muffle the microphone)
  - Managing Sheet Music
- File sync tips
  - Announcing name, song, voice part
  - 1-2-3 Clap
    - Mention no-headphone "Sync tone" method



# Sharing Files

1. Size & brief info about Filetypes
  - a. Can I add my name / voice part to the filename?
2. Submitting directly from phone
  - a. SMS, Email, Wetransfer, Dropbox, Google Drive
3. Downloading to computer
  - a. iPhone / Android



# Advanced Tips

1. Audio Quality on phone
  - a. External microphones, \$20-250 - <https://www.micreviews.com/guides/top-10-best-smartphone-microphones>
2. Audio Quality on computer
  - a. USB microphones, \$150-300 <https://www.sweetwater.com/insync/usb-microphone-buying-guide-2/>
  - b. Conventional microphones - require an interface
  - c. Salvaging Zoom audio



# Troubleshooting

1. Recording without a second device
  - a. Phone: Acapella, Mideo, Garageband, Bandlab
  - b. Computer: Photo Booth / Windows Camera, Zoom
2. Overcoming physical limitations
  - a. Headphone extenders / wireless headphones
  - b. Phone holder

# Wrapping up

Q & A

Thanks to PRC - [www.prcli.org](http://www.prcli.org)

My website for examples: [www.sttstephen.com/video](http://www.sttstephen.com/video)

My one-pager for choir directors: <http://bit.ly/virtual-ensemble>

Contact me: [stephen.chen.mail@gmail.com](mailto:stephen.chen.mail@gmail.com)